
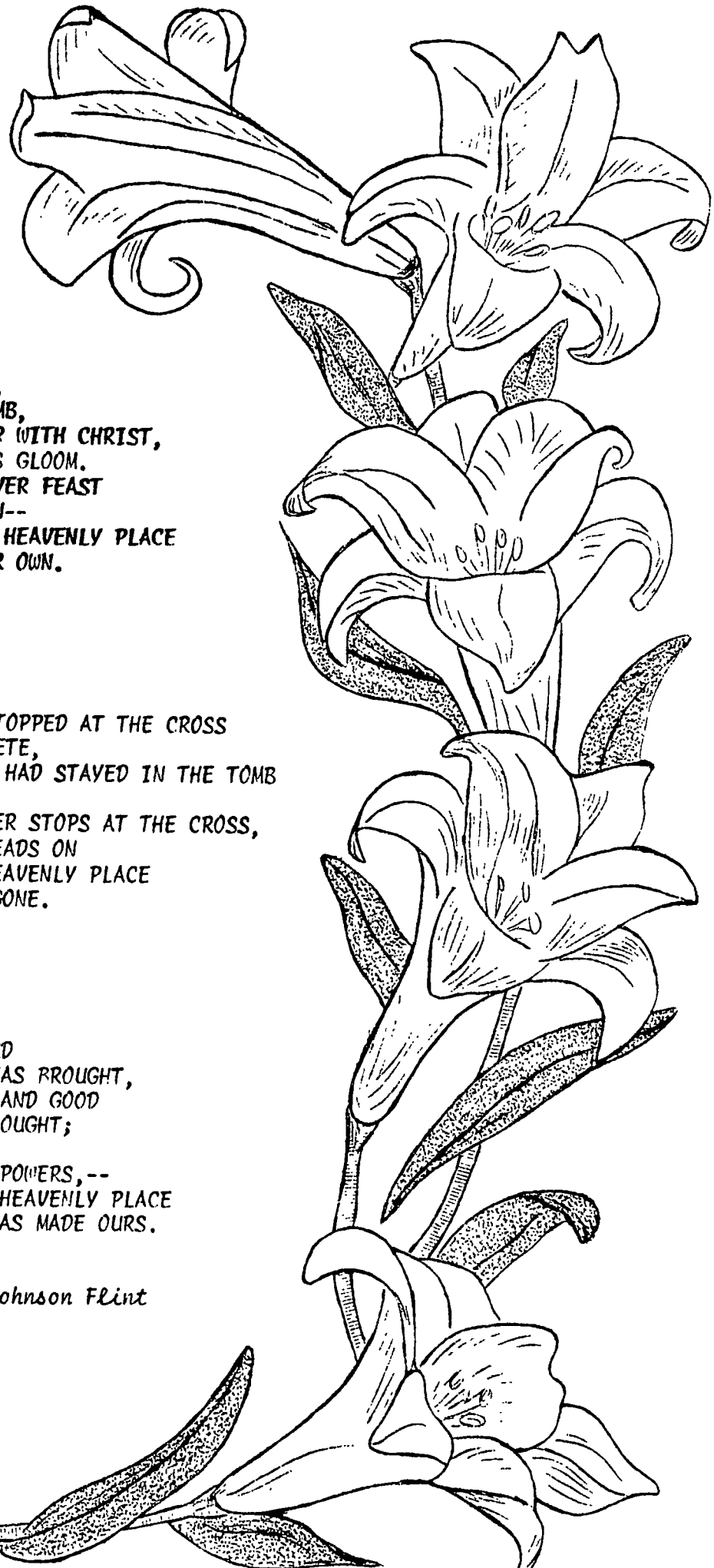


ALLEGIANCE TO THE CROSS





SOME OF US STAY AT THE CROSS,
SOME OF US WAIT AT THE TOMB,
QUICKENED AND RAISED TOGETHER WITH CHRIST,
YET LINGERING STILL IN ITS GLOOM,
SOME OF US BIDE AT THE PASSOVER FEAST
WITH PENTECOST ALL UNKNOWN--
THE TRIUMPHS OF GRACE IN THE HEAVENLY PLACE
THAT OUR LORD HAS MADE OUR OWN.

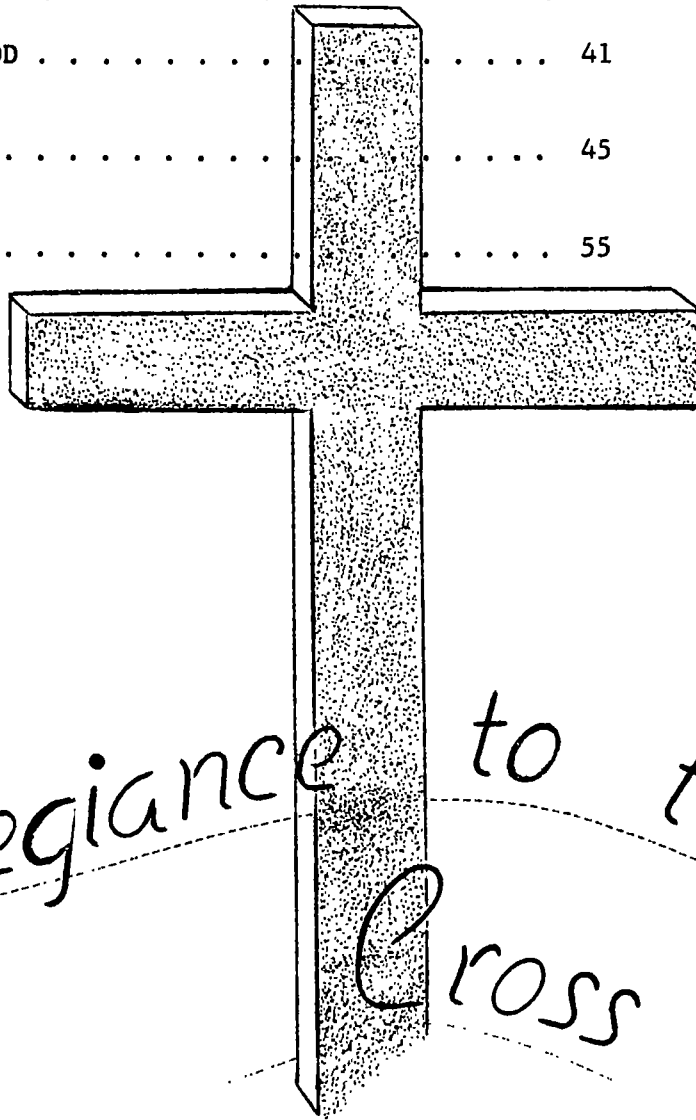
IF THE CHRIST WHO DIED HAD STOPPED AT THE CROSS
HIS WORK HAD BEEN INCOMPLETE,
IF THE CHRIST WHO WAS BURIED HAD STAYED IN THE TOMB
HE HAD ONLY KNOWN DEFEAT:
BUT THE WAY OF THE CROSS NEVER STOPS AT THE CROSS,
AND THE WAY OF THE TOMB LEADS ON
TO VICTORIOUS GRACE IN THE HEAVENLY PLACE
WHERE THE RISEN LORD HAS GONE.


SO, LET US GO ON WITH THE LORD
TO THE FULNESS OF GOD HE HAS BROUGHT,
UNSEARCHABLE RICHES OF GLORY AND GOOD
EXCEEDING OUR UTTERMOST THOUGHT;
LET US GROW UP INTO CHRIST,
CLAIMING HIS LIFE AND ITS POWERS,--
THE TRIUMPHS OF GRACE IN THE HEAVENLY PLACE
THAT OUR CONQUERING LORD HAS MADE OURS.

--Annie Johnson Flint

CONTENTS

	<u>Page</u>
PLANNING	3
WORSHIP SERVICES	7
ALLEGIANCE TO THE CROSS	8
THE LOVE OF GOD.	15
DISCIPLESHIP	22
CONFESSION	27
THE DOUBLE CURE	32
THE GREAT COMMISSION	37
THE POWER OF GOD	41
LEADER'S IDEAS.	45
PATTERNS.	55





PLANNING...

Planning

As a follow-up to your Easter contest and special services, "Allegiance To The Cross" has been prepared with the one thought in mind; to stress SPIRITUAL EMPHASIS in your Sunday school. We prayerfully submit for your execution a program centered in the CROSS. It offers DECISION, DEDICATION and DEPTH! In these days of confusion and conflict, people everywhere are looking for a solution to the dilemma in which they find themselves. The CROSS gives the ANSWER!

"Allegiance To The Cross" will be introduced on Easter Sunday and will continue to Pentecost Sunday (March 29 - May 17). This is a little longer than the usual faithfulness program, but with proper planning and execution there should be no drag or lack of interest. We have discovered in evaluating the success or failure of Sunday school programming of this type, that there are three vital points upon which the success of a program hinges:

1. PRAVER. *The Sunday school is NOT a mechanical organization, but rather a spiritual force for righteousness. Surround "Allegiance To The Cross" with prayer and you will reach your spiritual objectives during the period of the program from Easter to Pentecost.*
2. COMMUNICATION. *The best of programs fail when there is a lack of communication. It isn't enough for the leader to understand the day by day detailed working of "Allegiance To The Cross." Frequent planning sessions should be held with all workers to assure their understanding and cooperation. We refer you to the Leader's Check List for a schedule of planned preparation.*
3. STARTING EARLY. *A program which is only begun a week prior to the commencement date is bound to be a failure. Good planning necessitates an early start. Most production problems are easily eliminated by thorough planning.*

The seven Sundays of "Allegiance To The Cross" will be:

April 5 - "Allegiance To The Cross"

April 12 - "The Love Of God"

April 19 - "Discipleship"

April 26 - "Confession"

May 3 - "The Double Cure"

May 10 - "The Great Commission"

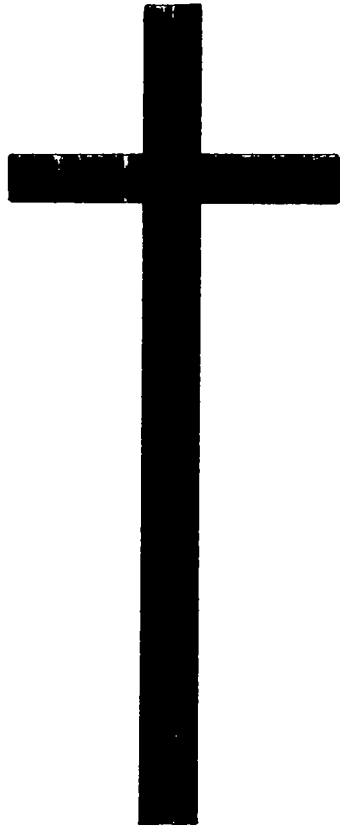
May 17 - "The Power Of God"

To assist you in planning use "The Leader's Check List" and "Committees and Duties."

THE LEADER'S CHECK LIST

TIMING	DO	CHECK
6 weeks before	--Conduct Workers' Conference explaining the program..... --Appoint committees: Visual Aid Preparation, Prayer, Program, Publicity, Indoctrination..... --Distribute "JOHNNY" visual aid and other material to workers.....	<input type="checkbox"/> <input type="checkbox"/> <input type="checkbox"/>
4 weeks before	--Conduct first meeting with committees..... --Check to be sure you have adequate supplies for the entire program..... --Announce the program in Sunday school and church.....	<input type="checkbox"/> <input type="checkbox"/> <input type="checkbox"/>
2 weeks before	--Check with departmental superintendents and/or teachers to be sure they understand the details of the program..... --Step up the promotion of the program in announcements, etc. --Check with committee heads on their progress.....	<input type="checkbox"/> <input type="checkbox"/> <input type="checkbox"/>
10 days before	--Be sure "Allegiance To The Cross Faithfulness Records" are ready for distribution..... --Meet with all committee heads for final details.....	<input type="checkbox"/> <input type="checkbox"/>
7 days before	--Introduce the program Easter Sunday morning.....	<input type="checkbox"/>
5 days before	--Contact all Easter visitors urging their presence on April 5..... --Distribute "Allegiance To The Cross Faithfulness Records"..... --Mail Faithfulness Letter #1.....	<input type="checkbox"/> <input type="checkbox"/> <input type="checkbox"/>

2 days before	--Last minute check-up on all committees and personnel..... <input type="checkbox"/>
April 5 "ALLEGIANCE TO THE CROSS"	--Follow Program for the day..... <input type="checkbox"/> --Mail Faithfulness Letter #2..... <input type="checkbox"/> --Give each student Allegiance To The Cross Faithfulness Record <input type="checkbox"/>
April 12 "THE LOVE OF GOD"	--Follow Program for the day..... <input type="checkbox"/> --Be sure everyone is prepared to conduct a decision invitation..... <input type="checkbox"/> --Mail Faithfulness Letter #3..... <input type="checkbox"/> --Give each student stamp #1 <input type="checkbox"/>
April 19 "DISCIPLESHIP"	--Follow Program for the day..... <input type="checkbox"/> --Mail Faithfulness Letter #4..... <input type="checkbox"/> --Give each student stamp #2 <input type="checkbox"/>
April 26 "CONFESSION"	--Follow Clock for the day..... <input type="checkbox"/> --Mail Faithfulness Letter #5..... <input type="checkbox"/> --Give each student stamp #3 <input type="checkbox"/>
May 3 "THE DOUBLE CURE"	--Follow Program for the day..... <input type="checkbox"/> --Mail Faithfulness Letter #6..... <input type="checkbox"/> --Give each student stamp #4 <input type="checkbox"/>
May 10 "THE GREAT COMMISSION"	--Follow Program for the day..... <input type="checkbox"/> --Mail Faithfulness Letter #7..... <input type="checkbox"/> --Give each student stamp #5 <input type="checkbox"/>
May 17 "THE POWER OF GOD"	--Follow Program for the day..... <input type="checkbox"/> --Give each student stamp #6..... <input type="checkbox"/> --Award all those who have had perfect attendance from Easter to Pentecost..... <input type="checkbox"/>



WORSHIP SERVICES...

Allegiance To The Cross

Galatians 6:14 "But God forbid that I should glory, save in the cross of our Lord Jesus Christ, by whom the world is crucified unto me, and I unto the world."



ALL TO WORSHIP - (Time, 10 minutes)

1. **PRELUDE:** An atmosphere of worship needs to be created on the theme of the cross. As the members of your Sunday school enter the door they should feel the impact of "Allegiance to the Cross." This may be done in two ways:
 - a. A large lighted cross on the platform. (See visual suggestion under "Challenge of the Cross.")
 - b. Music. Instruct your organist or pianist to play hymns on the theme of the cross during the fifteen minute period before the commencement of your Sunday school session. A record player may be used as a substitute if a pianist or organist is not available.
2. **MUSIC:** (8 minutes)

"When I Survey The Wondrous Cross"

"The Old Rugged Cross"

"Isn't He Wonderful"

"I Love Him"
3. **PRAYER:** (2 minutes)



CHALLENGE OF THE CROSS - (Time, 10 minutes)

1. PREPARATION: *Construct a large lighted cross as per pattern #1. It should be at least six feet in height for the average assembly room. Assign the task of constructing the cross to a carpenter in your congregation and if possible, ask an electrician to wire it for you. Position the cross to the center-back of your platform and keep it there for each Sunday of the "Allegiance to the Cross" program.

Either prepare a sign or cut letters from construction paper spelling "Allegiance to the Cross" and place above the lighted cross. The sign may be hung from the ceiling using lightweight wire or held to the back wall with plasti-tak. Letters may be hung on lightweight wire which has been strung across the back of your platform.

2. PRESENTATION: Scripture - Matthew 27:33-50

"And when they were come unto a place called Golgotha, that is to say, a place of a skull.

"They gave him vinegar to drink mingled with gall: and when he had tasted thereof, he would not drink.

"And they crucified him, and parted his garments, casting lots: that it might be fulfilled which was spoken by the prophet, They parted my garments among them, and upon my vesture did they cast lots.

"And sitting down they watched him there;

"And set up over his head his accusation written, THIS IS JESUS THE KING OF THE JEWS.

"Then were there two thieves crucified with him, one on the right hand, and another on the left.

"And they that passed by reviled him wagging their heads,

"And saying, Thou that destroyest the temple, and buildest it in three days, save thyself. If thou be the Son of God, come down from the cross.

*In the youth section of "Crusading" the Easter service, "Shadow of the Cross," requires a lighted cross. It may be that the Sunday school and the Crusaders can share in the construction of the cross and be mutually benefited.

"Likewise also the chief priests mocking him with the scribes and elders, said,

"He saved others; himself he cannot save. If he be the King of Israel, let him now come down from the cross, and we will believe him.

"He trusted in God; let him deliver him now, if he will have him: for he said, I am the Son of God.

"The thieves also, which were crucified with him, cast the same in his teeth.

"Now from the sixth hour there was darkness over all the land unto the ninth hour.

"And about the ninth hour Jesus cried with a loud voice, saying, Eli, Eli, lama sabachthani? that is to say, My God, my God, why hast thou forsaken me?

"Some of them that stood there, when they heard that, said, This man calleth for Elias.

"And straightway one of them ran, and took a sponge, and filled it with vinegar, and put it on a reed, and gave him to drink.

"The rest said, Let be, let us see whether Elias will come to save him.

"Jesus, when he had cried again with a loud voice, yielded up the ghost."

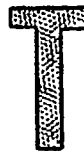
I. The Early History of the Cross

A. Used as a method of capital punishment by the Romans.

1. Crucifixion on the cross considered a death only fit for slaves and criminals of the lowest degree.

2. Three kinds of crosses were used:

a. St. Anthony's cross -



b. Latin cross



(By general tradition, Christ died on a Latin cross)

c. St. Andrew's cross



3. The victim of this cruel punishment was either impaled on or bound to the cross and was then left to die of exhaustion, thirst and wounds. Under the Romans, crucifixion was always preceded by scourging.

B. Used by the Church as a symbol of Christianity.

The death of Christ brought new meaning to the CROSS. It now represented salvation through Christ's death on the cross. It was not, however, til the time of Constantine that the cross was publicly used as the symbol of the Christian religion. Constantine's conversion to Christianity is attributed to his vision of the cross in the sky with the accompanying words, "in this conquer."

C. Used by early Christians in their daily occupations.

Early writers of church history record the fact of the constant use, which Christians of those days made, of the sign of the cross. Tertullian says: "At each journey and progress, at each coming in and going out, at the putting on of shoes, at the bath, at meals, at the kindling of lights, at bedtime, at sitting down, whatsoever occupation engages us, we mark the brow with the sign of the cross."

II. The Cross of Today

- A. A popular ornament worn by believer and unbeliever alike.
- B. A topping for the church steeple.
- C. A symbol of Christianity.

III. The Christ of the Cross

- A. The cross would have no meaning without the crucifixion of Christ for our sins.
 - B. The fountain of blood was offered by Christ on the cross for "sin and uncleanness" (Zechariah 13:1).
 - C. The middle wall of partition between God and fallen men was broken down. (Ephesians 2:14-18)
 - D. The marks of the crucifixion are on the risen Savior. (John 20:25-29)
3. PLEDGE OF ALLEGIANCE: Ask everyone to stand facing the cross with the right hand placed over the heart and then repeat the following pledge:

"I pledge allegiance to the cross of Jesus Christ and to the blood which He shed for all; one Savior and only sacrifice for sin, offering redemption to all who believe."

Conclude this part of the worship service by singing "Jesus Paid It All" and prayer.



CHILDREN'S ADAPTATION - (Time, 10 minutes)

The "Call to Worship" portion of this program needs very little adaptation to fit all ages, but the deeper truths of the crucifixion do need adjustment to the age level of those being taught. We suggest, therefore, that you replace the "Challenge of the Cross" with the "Children's Adaptation" for all children through the junior age. Each Sunday will have a child-like theme which synchronizes with the main theme for the day.

THEME - JOHNNY HEARS ABOUT THE CROSS

1. PREPARATION: Construct a large cross as suggested under "Challenge of the Cross." Prepare "Johnny" (visual) as per the instructions. Seat "Johnny" on a small Sunday school chair on an angle facing the cross. Introduce "Johnny" to your boys and girls and make him the representative of the whole group as he participates in the worship program from week to week.
2. PRESENTATION: (Cover the outer surface of the cross with red crepe paper and then cover the red with black crepe paper which can easily be removed showing the red covering.)

THE STORY OF BARABBAS (Bar-ab-as)

Our story this morning is about a GOOD MAN who took a BAD MAN'S place. It's a true story and so we want everyone to listen--even "Johnny" (set "Johnny" on the chair using prop, as given in pattern section, to hold him upright.)

Barabbas was a very bad man. He was a robber and a murderer. Everyone was afraid of him. If he had lived in our day, he would have been the No. 1 man on the F.B.I. wanted list! Sinners always get caught because the Bible says - "Be sure your sin will find you out."

The police put Barabbas in prison and he was sentenced to die on a cross like this one (point to the cross). We have colored the cross black because it looks like SIN. In Barabbas' day murderers did not die in the gas chamber or in the electric chair, but were crucified on a cross. (Thumbtack Barabbas sign to cross.)

While Barabbas was in prison, the police brought in another man--not because He had done something bad, but because He was GOOD! His name was JESUS and He was the Son of God. Most all of you know how Jesus was born in a manger in Bethlehem and spent His life healing the sick, doing great miracles and telling the people about salvation. Al-

most everyone loved Jesus, but there were some who hated Him because He was good. They got together and planned how they could have Jesus CRUCIFED.

Once a year it was the custom in that country to pardon a prisoner. The judge (Pilate) wanted to set Jesus free because He had never done anything BAD. Those who hated Jesus said, "NO!" We want Barabbas set free! Crucify Jesus." And so the judge did what the people who hated Jesus said.

This is how the black cross was turned RED by the blood of Jesus (remove the black crepe paper and sign from the cross and put the sign with the name of Jesus on the cross). Jesus died on the cross not only to take Barabbas' place, but YOUR place and MY place. The Bible says, "For all have sinned...." Jesus died on the cross so we could be forgiven!

Whenever you see the cross, REMEMBER.....

JESUS DIED THERE TO SAVE US FROM SIN.

3. PLEDGE OF ALLEGIANCE: Ask all the children to stand facing the cross with the right hand placed over the heart and then repeat the following pledge:

"I pledge allegiance to the cross of Jesus Christ and to the blood which He shed for all; one Savior and only sacrifice for sin, offering redemption to all who believe."

Conclude the worship service by singing "O, How I Love Jesus" or "Jesus Loves Me." Close in prayer.

4. ALLEGIANCE TO THE CROSS FAITHFULNESS RECORD: This is an individual perfect attendance record to be completed during the class session. It is recommended that the last two minutes of the class period be used for this purpose and that the records be kept thumbtacked to a class bulletin board until the end of the seven weeks (May 17). The completed record may then be taken home as an evidence or token of perfect attendance. Schedule of completion:

April 5 - Give each student an "Allegiance to the Cross Faithfulness Record" at the opening of the class session on this Sunday. Have them sign their names and pledge to be there each Sunday.

April 12- Give each student present stamp No. 1 (heart)

April 19- Give each student present stamp No. 2 (cross)

April 26- Give each student present stamp No. 3 (lips)

May 3 - Give each student present stamp No. 4 (brazen serpent)

May 10 - Give each student present stamp No. 5 (World)

May 17 - Give each student present stamp No. 6 (fiery tongue)

Time should be allowed while the student places the stamp on his faithfulness record. Commend those who haven't missed a Sunday.



CHURCH CORRELATION

- I. Sunday morning service. The church will receive the best results from "Allegiance to the Cross" if the morning worship service correlates with the theme for the day in the Sunday school. The following sermon thoughts are merely suggestive.

Theme - The Cross is the Heart

- A. The Heart of God - John 3:16.
 - B. The Heart of the Bible - everything in the Old Testament points toward the cross and everything in the New Testament points back to the cross.
 - C. The Heart of the Church - the church has its center in the cross (Ephesians 5:25-27).
 - D. The Heart of the Believer's Salvation - Ephesians 2:14-16.
- II. Faithful Attendance from Easter to Pentecost: Church members should be encouraged to attend all regularly scheduled services of the church during the seven weeks between Easter and Pentecost. Ideas along this line are offered in the Idea Section.

The Love Of God

Romans 5:8 "But God commendeth his love toward us, in that, while we were yet sinners, Christ died for us."



ALL TO WORSHIP - (Time, 10 minutes)

1. **PRELUDE:** Lighted cross and worshipful music on the theme of the cross.
2. **MUSIC:** (8 minutes)
"The Way Of The Cross"
"Lead Me To Calvary"
"For God So Loved The World"
"I Love Him"
3. **PRAYER:** (2 minutes)



CHALLENGE OF THE CROSS - (Time, 10 minutes)

1. **PREPARATION:** Cover the outside surface of cross in red transparent material.* Cut letters out of white cardboard or construction paper to spell the words GOD and LOVE. (You will need only one "O.") Cut a two inch wide roll of red crepe paper long enough to reach from the extreme right of the cross-bar to approximately three feet in front of the cross. Print a two inch strip sign with the words "The Love of God" and affix sign to the crepe streamer.
2. **PRESENTATION:** Scriptures - Revelation 1:5,6;
John 3:16
"...from Jesus Christ, who is the faith-

*If a lighted cross is being used, choose a fire-proof material for the covering.

ful witness, and the first begotten of the dead, and the prince of the kings of the earth. Unto him that loved us, and washed us from our sins in his own blood,

"And hath made us kings and priests unto God and his Father; to him be glory and dominion for ever and ever. Amen."

"For God so loved the world, that he gave his only begotten Son, that whosoever believeth in him should not perish, but have everlasting life."

I. EVERYTHING REVOLVES AROUND THE CROSS

"For it pleased the Father that in him should all fulness dwell;

"And having made peace through the blood of his cross, by him to reconcile all things unto himself; by him, I say, whether they be things in earth, or things in heaven."

--The universe has its purpose and end in Calvary - "For all things were created by him, and for him." (Using plastitak, place the "O" in the center of the cross.)

II. CROSS MANIFESTS GOD'S LOVE - John 3:16

(Place the letters "G" and "D" on a horizontal line with the letter "O" to spell GOD.)

A. God's love is manifest in Jesus Christ (Place the letter "L" above the "O.")

1. Revelation 1:5 "Unto him that loved us." This word "loved" has been otherwise translated "loveth." He has never ceased to love us. As the sinner hears the Word of God, he must realize that his sin must be judged, but just as surely he must know that he is "loved."

Galatians 2:20 "...who loved me, and gave himself for me."

I John 4:19 "We love him, because he first loved us."

John 13:1 "...having loved his own which were in the world, he loved them unto the end."

2. "Washed us" - Vicarious atonement.
Revelation 1:5 "...and washed us from our sins in his own blood."
(Place the letter "V" beneath the "O"--it speaks of the vicarious atonement which was wrought upon the cross.)
 - a. His blood is precious I Peter 1:19
 1. It is Divine.
 2. No substitute for it.
 3. It can wash away sin.
 - b. The fountain of blood still flows. The cleansing power of the blood is present tense--
I John 1:7 "...the blood of Jesus Christ his Son cleanseth us from all sin."
 - c. The blood brings peace Colossians 1:20
3. "Made us" Sons of God - bestows eternal life.
(Place the letter "E" beneath the "V.")
 - a. "...Christ hath made us free..." Galatians 5:1
 - b. "...accepted in the beloved." Ephesians 1:6
 - c. "...kings and priests unto God..." Revelation 1:6

(Unroll the streamer with the words "The Love of God" from the extreme right of the cross-bar and fasten the end of it to the floor three feet in front of the cross.)

MISSIONARY ADAPTATION

Use the story in your "Set Men Free" missionary manual for the month of April. The story "A Scrap of Paper" fits in with the theme for today on the LOVE OF GOD. Receive the missionary offering at the conclusion of the worship service. Distribute Bible stamps to the classes for the "Set Men Free" commitment booklets.

This missionary adaptation could be used effectively at this point in the program.

Conclusion: To conclude this part of the worship service, sing "For God So Loved the World." In the closing prayer extend an invitation to all those who do not know Jesus Christ as their personal Savior.



CHILDREN'S ADAPTATION - (Time, 10 minutes)

THEME - JOHNNY ACCEPTS JESUS AS HIS SAVIOR


1. PREPARATION: Make a cross from construction paper or lightweight cardboard (see pattern #2). The cross may be made from a 9" x 12"

piece of construction paper. Print the word SON on the cross-bar of the cross and the word GOD'S on the upright bar with the "O" in the center. Fold on broken lines and form into a box. Fasten with scotch tape and wrap the box in Christmas paper and ribbon. Put this box along with several other boxes wrapped in Christmas paper at the foot of the cross.

2. PRESENTATION: (Place "Johnny" in a standing position facing the cross as you begin the presentation.)

YOUR GIFT

Approach: Do you children like to get gifts at Christmas? (As the children respond, elaborate on the joy of receiving gifts.) We take our gifts from the Christmas tree. However, there is a very special gift for us today at the foot of Calvary's tree, the CROSS. God gives us many wonderful gifts, but this one (pick up the special "cross box") is the most expensive and valuable gift that could ever be given. (Ask if they would like to see it and select a child to help you open the package. Open the gift and spread the cross to its full length showing the words GOD'S SON.")



Use the following brief outline in telling about God's great gift:

A. God's Love.

Have all the children repeat together John 3:16 and then ask the following questions:

1. Why did God give His Son? (He loved us)

2. Who did God love? (the world)

3. What did God give us? (eternal life)

B. God's Son.

We learned last Sunday in the story of Barabbas that Jesus, God's Son, took our place on the cross. Jesus died on the cross so we could be forgiven. Why do we need to be forgiven?

1. Because "all have sinned." We all know when we do something wrong. Only Jesus can forgive us and make our hearts clean.

2. So Jesus can live in our hearts and help us to live for Him.

(Use the Wordless Book to explain salvation to the children. Description of how to make and use the book can be found in the "Idea Section.")

God wants us to receive His GIFT of salvation.

Ask the children at this time to bow their heads and close their eyes. When every child is in the attitude of prayer, ask those to raise their hands if they would like to receive God's gift of salvation. While everyone sings "Into My Heart," invite all those who raised their hands to come forward and pray. Bend "Johnny" so he is in the attitude of prayer. It is important to take the right steps in leading a child to Christ. We repeat suggestions along this line which were given in a previous faithfulness program:

"You will no doubt have those in your assembly or class who need to surrender their hearts to Christ as well as accept Him as Savior. If you have time, have each seeker come to the altar for prayer. Teachers and workers should be prepared to pray personally with each one. If you only have an hour for your entire Sunday school session, you may have to dismiss the balance of the school to go to their classes after prayer. Be prepared for this in advance and arrange to have all those who came forward or raised their hands in response to the invitation go with you and the other workers into a room set aside for this purpose. When leading a child to Christ be sure to remember these five things:

a. He is still a PERSON. Be sure he gets individual attention. The problems and sins of children will differ as much as those of adults.

- b. Don't gloss over SIN. If we minimize sin and the need of salvation, the act of coming to Him for forgiveness seems unimportant even to a child.
- c. Repeat a PRAYER. Many children do not know how to pray so it will be important for you to have them repeat a prayer of forgiveness after you.
- d. Record each CONFESSION. Keep a record of those who give their hearts to the Lord.
- e. Follow up. Notify each teacher of those in his or her class who have accepted Christ as Savior. The teacher should then give additional encouragement and training in Christian living. Each child needs personal attention after giving his heart to Christ to be sure he thoroughly understands what has happened in his heart and how he can now live for Christ.

THE SHINING

No glowing, golden-mantled moon
 In meadows of the skies
 Is half as beautiful as faith
 Within a small girl's eyes.
 No sunlight on a field of wheat
 That gleams with amber grace
 Is half as fair as the love of Christ
 Upon a small boy's face.
 And oh, they walk in shining joy,
 They travel glory-shod,
 The ones who lead a little boy,
 A little girl, to God.

--Grace V. Watkins

3. **ALLEGIANCE TO THE CROSS FAITHFULNESS RECORD:** Each child will receive stamp #1 to place on his faithfulness record. Only those present in class on this Sunday will receive the stamp.

MISSIONARY ADAPTATION FOR CHILDREN

If your children meet separately and you are following the "Allegiance to the Cross" program for this day, we suggest that you receive the mission-

ary offering immediately after prayer. Proceed with the presentation "YOUR GIFT" and conclude with the invitation to accept Jesus Christ as Savior. Distribute "Set Men Free" Bible stamps to the classes. These are to be placed in the Commitment booklets today.



CHURCH CORRELATION


Sunday morning service. Suggestive sermon thoughts:

LOVE IN FOUR DIMENSIONS - John 3:16; Ephesians 3:18

1. The Breadth of the Love of God - "God so loved the world."
The world is a term used in Scripture in three different senses:
 - a. Universe of created things
 - b. Forces of evil
 - c. World of sinning
2. The Length of the Love of God - "He gave his only begotten Son."
The test of love is to what length it will go. Love is not love which will not die if necessary.
3. The Depth of the Love of God - "That whosoever believeth in him should not perish."
The depth of love is to be understood only in the love of Christ - "God commendeth his love toward us, in that, while we were yet sinners, Christ died for us."
4. The Height of the Love of God - "But have everlasting life."
What is everlasting life? Life is energy; life is blessedness; life is love. Everlasting life is eternal energy, eternal blessedness, eternal love.

Discipleship

Mark 8:34 "...Whosoever will come after me, let him deny himself, and take up his cross, and follow me."



ALL TO WORSHIP - (Time, 10 minutes)

1. PRELUDE: Lighted cross and worshipful music on the theme of the cross.

2. MUSIC: (8 minutes)

"At Calvary"

"Must Jesus Bear The Cross Alone"

"Following Jesus"

"Let The Beauty Of Jesus Be Seen In Me"

PRAYER: (2 minutes)



CHALLENGE OF THE CROSS - (Time, 10 minutes)

1. PREPARATION: Cut a two inch strip of red crepe paper long enough to reach from the extreme left side of the cross to approximately three feet in front of the cross. Print the word "Discipleship" on a two inch strip of cardboard and affix it to the red streamer.

2. PRESENTATION: Scripture - Luke 14:25-33

"And there went great multitudes with him:
and he turned, and said unto them,

"If any man come to me, and hate not his
father, and mother, and wife, and children, and
brethren, and sisters, yea, and his own life also,

he cannot be my disciple.

"And whosoever doth not bear his cross, and come after me, cannot be my disciple.

"For which of you, intending to build a tower, sitteth not down first, and counteth the cost, whether he have sufficient to finish it?

"Lest haply, after he hath laid the foundation, and is not able to finish it, all that behold it begin to mock him,

"Saying, This man began to build, and was not able to finish.

"Or what king, going to make war against another king, sitteth not down first, and consulteth whether he be able with ten thousand to meet him that cometh against him with twenty thousand?

"Or else, while the other is yet a great way off, he sendeth an ambassage, and desireth conditions of peace.

"So likewise, whosoever he be of you that forsaketh not all that he hath, he cannot be my disciple."

I. DISCIPLESHIP

- A. The followers of Jesus were called DISCIPLES, not Christians. The word Christian was not used to describe the converts to Christianity until after Christ's death and resurrection... Acts 11:26.
- B. A disciple is literally a "learner," one who learns of Jesus... Matthew 12:28-29.

II. A DISCIPLE MUST BE A "CROSS BEARER"

Martin Luther is quoted as saying, "Every true Christian is a CRUCIAN (a cross-bearer).

- A. Discipleship requires total dedication...Philippians 3:18-19.
- B. Discipleship requires denial of self...Matthew 16:24.

III. CONTINUANCE--A CONDITION OF DISCIPLESHIP

- A. Faithfulness...John 8:31.
- B. A disciple ceases to be a disciple when he fails to follow his master.

IV. A DISCIPLE WILL BEAR FRUIT

- A. A disciple is known by his fruit...John 15:8
- B. One of the proofs of discipleship is soul-winning. A true disciple will not remain unproductive...Matthew 25:14-30.

V. BROTHERLY LOVE, A PROOF OF DISCIPLESHIP

- A. Disciples can be recognized by the love they bear for one another...John 13:35.
- B. A lack of love reveals a need to return to the cross for cleansing.
- C. Loving and cross-bearing go together in the Christian's walk!
- D. The world is looking for the proof of our discipleship!

(Unroll the streamer with the word "Discipleship" and fasten the end of it to the floor three feet in front of the cross.) If the Holy Spirit leads you to do so, give a call of dedication. To enlarge on this part of the worship service, you may wish to give to each person who responds a small cross with the word "Disciple" written upon it. Attach narrow white streamers to the center of the cross. Each person responding to the call will take a streamer and hold it while the song "Must Jesus Bear His Cross Alone" is sung and a dedicational prayer is offered.



CHILDREN'S ADAPTATION - (Time, 10 minutes)

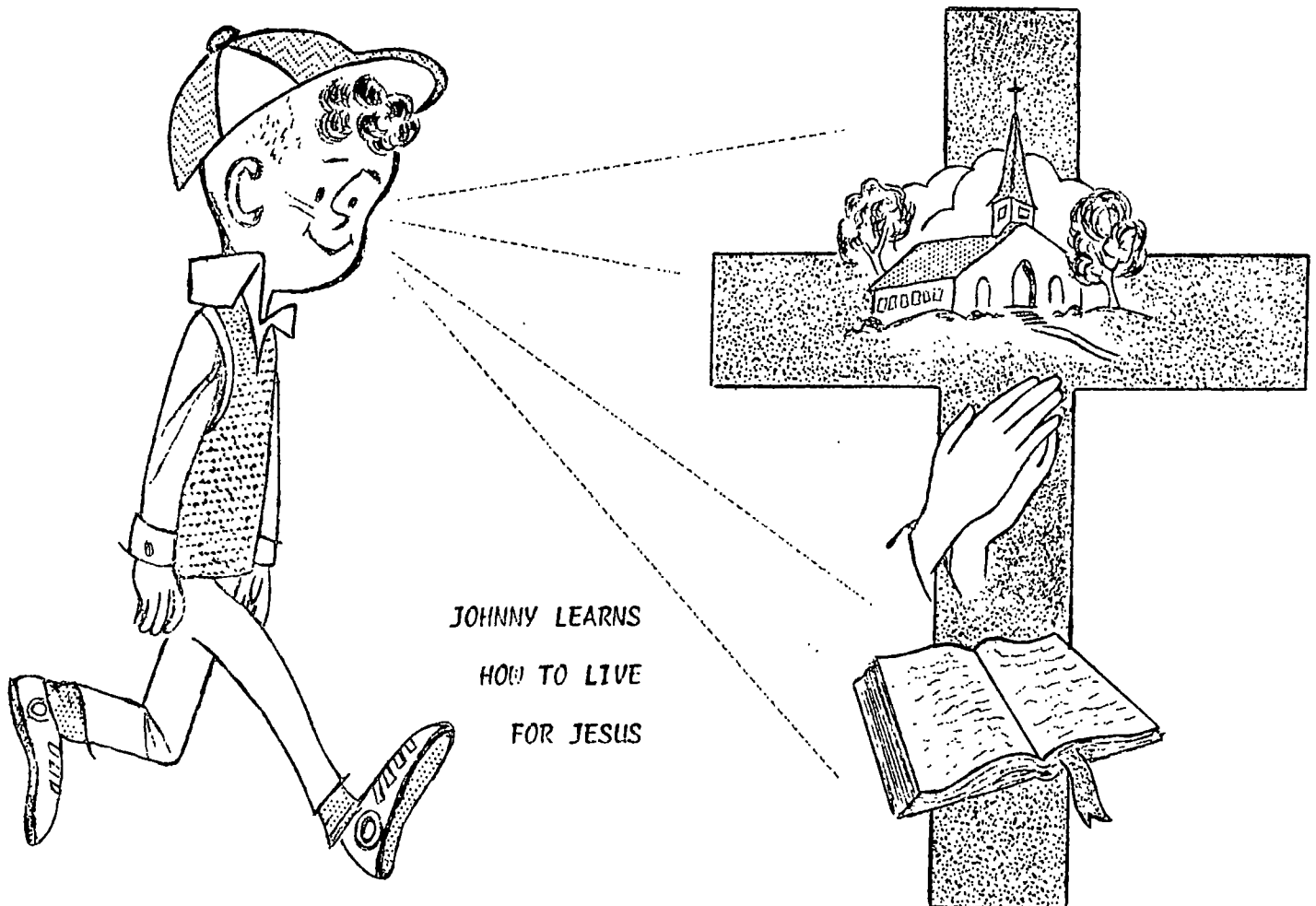
THEME - JOHNNY LIVES A CHRISTIAN LIFE

1. PREPARATION: Make the following as you will need them in the illustration for today:
 - a. Small gold cross (approximately 8" in length)
 - b. Cardboard Bible (see pattern #3)
 - c. Sunday school quarterly (student quarterly for the group with whom you are dealing)
2. PRESENTATION: (Place "Johnny" in a standing position facing the cross as you begin the presentation.)

LIVING FOR JESUS

Last Sunday we talked about God's GIFT to us. Can someone tell me what the GIFT was? "Johnny" wants to know how he can live for Jesus now that his sins are forgiven and Jesus lives in his heart. As we tell him, you listen too!

- a. First of all, there is a cross for "Johnny" to carry. (Place the cross on "Johnny's" shoulder using plasti-tak to hold it in position.) This means that wherever any of us go, we will always remember that we belong to Jesus and He lives in our hearts. What are some of the things we should not do after we are saved? (Let the children tell you what they think a Christian shouldn't do.) We can't live good lives on our own, but Jesus has promised to help us live for Him, Hebrews 13:6.
- b. (Bend "Johnny's" knees and head in the attitude of prayer.) What is "Johnny" doing now? Yes, he's praying. Now that he has given his heart to Jesus, he wants to talk to Jesus. When should we pray? (The children who are from Christian homes will be able to answer this question.)
- c. Those who live for Jesus, love to read the Bible. They not only love to READ the Bible, but they like to bring it with them to Sunday school and church. They like to learn the Scripture verses each Sunday. (Put the Bible under "Johnny's" arm.)
- d. When we love and serve Jesus, we also want to go to His house and learn more about Him. Johnny likes to go to Sunday school. (Place the Sunday school quarterly under the Bible, but not so it is hidden.)



In closing sing "This Little Light Of Mine" or "I Like To Go To My Sunday School."



3. ALLEGIANCE TO THE CROSS FAITHFULNESS RECORD: During the class session, give each child stamp #2 to place on his faithfulness record.

CHURCH CORRELATION

Sunday morning service. Suggestive sermon thoughts:

THE "R" IN CHRISTIAN

1. Remember God (Proverbs 3:5,6)
2. Resist temptation (James 4:7,8)
3. Redeem the time (Ephesians 5:16)
4. Rededicate self (Romans 12:1)
5. Represent Christ (II Corinthians 9:10)
6. Render good deeds (Ecclesiastes 9:10)

Confession

I Corinthians 2:2 "For I determined not to know any thing among you, save Jesus Christ, and him crucified."



ALL TO WORSHIP - (Time, 10 minutes)

1. PRELUDE: Lighted cross and worshipful music on the theme of the cross.

2. MUSIC: (8 minutes)

"Glory To His Name"

"Make Me A Blessing"

"Lord, Lay Some Soul Upon My Heart"

"Saved To Tell Others"

3. PRAYER: (2 minutes)



CHALLENGE OF THE CROSS - (Time, 10 minutes)

1. PREPARATION: Fasten a two inch strip of cardboard with the word "Confession" printed on it to a red crepe paper streamer. Attach the streamer to the right side of the cross (next to the "Love of God" streamer). It should be long enough to reach approximately three feet in front of the cross.

2. PRESENTATION: Scripture - Romans 10:9-11

"That if thou shalt confess with thy mouth the Lord Jesus, and shalt believe in thine heart that God hath raised him from the dead, thou shalt be saved.

"For with the heart man believeth unto righteousness; and with the mouth confession is made unto salvation.

"For the scripture saith, Whosoever believeth on him shall not be ashamed."

I. CONFESSION AND SALVATION - Romans 10:9

Salvation is two-fold:

A. Heart - "For with the heart man believeth unto righteousness;

B. Mouth - and with the mouth confession is made unto salvation."

II. CONFESSION AND IDENTIFICATION - I Corinthians 2:2

A. Identification is immediate and absolute at the time of conversion. Forgiveness and cleansing are impossible without the blood of the cross.

B. To deny the identification is to become an "enemy of the cross of Christ."

"For many walk, of whom I have told you often, and now tell you even weeping, that they are the enemies of the cross of Christ:

"Whose end is destruction, whose God is their belly, and whose glory is in their shame, who mind earthly things" (Philippians 3:18,19).

III. CONFESSION AND THE CROSS-LIFE - Galatians 2:20

A. The Savior living within the believer is a crucified Savior.

B. The FLESH must die!

C. Power is provided for the Cross-life - I Corinthians 1:18.

IV. CONFESSION AND SOUL-WINNING - Romans 1:14-16

Paul gives us three powerful declarations in this portion of scripture:

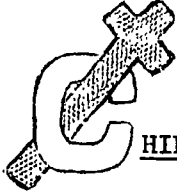
A. (vs.14) "I AM DEBTOR." The blood-washed Christian has an obligation--to reach the Barbarians (mission field) and the Greeks (those at home who know not Christ).

B. (vs.16) "I AM NOT ASHAMED." If we are ashamed to confess Him before the unbelieving world, one day He will be ashamed to confess us...Mark 8:38.

C. (vs.15) "I AM READY." A Christian should always be ready to witness for his Lord. "...a reason of the hope that is in you..." (I Peter 3:15) should always be on the tip of your tongue.

(Unroll the streamer with the word "Confession" and fasten the end of to the floor three feet in front of and to the extreme right-hand side of the cross.)

Conclude by singing, "Lord, Lay Some Soul Upon My Heart."



CHILDREN'S ADAPTATION - (Time, 10 minutes)

THEME - JOHNNY TELLS HIS FRIENDS ABOUT JESUS

1. PREPARATION: Enlarge pattern #4 so that the lips may be seen by all persons present in your assembly room. Color as directed in the following presentation.
2. PRESENTATION: (Seat "Johnny" on a Sunday school chair facing the cross.)

WHAT KIND OF LIPS DO YOU HAVE?

Now that we have heard about the cross and have given our hearts to Jesus, we want Him to be pleased with our lives every day. Last Sunday we gave "Johnny" a cross of his own to carry. We found out that to live for Jesus every day we must pray, read our Bibles and go to Sunday school and church. Today we want to tell you something else that Jesus wants us to do now that we belong to Him. He wants us to use our lips to tell our friends about Him. How do you use your lips? (Either use plast-a-tak or flannel on the back of the lips to hold them to the flannelgraph board.)

- A. LYING LIPS (Color these lips black and outline them in white so that they will show on the flannelgraph board.)

The Bible says in Proverbs 12:22 that God hates LYING LIPS. (Ask the children the following questions so that all will understand what it means to lie):

1. Is a "fib" a lie?
2. What is a white lie?
3. What does God say about lying?

- B. GOSSIPING LIPS (Color lips green.)

Can someone tell me what a "gossip" is? The Bible says, "Love thy neighbor," Matthew 19:19. Jesus wants us to be careful what we say about others. A Christian should act and talk like Jesus all the time. Remember last week we we said that we couldn't live good lives ourselves but Jesus

will help us.

Jimmy didn't like Sammy and so when the teacher asked, "Who drew those pictures on the blackboard and wrote 'teacher' underneath them?" Jimmy said, "I think Sammy did it." Jimmy didn't know who drew the pictures but he said "Sammy did it" anyway. Was this right?

C. SWEARING LIPS (Color lips purple.)

The Bible tells us to "SWEAR NOT" (James 5:12). Jesus hears what we say, even if our parents do not. Sometimes it's easy to repeat things we hear other boys and girls say on the playground at school, but Christian boys and girls do not repeat these bad words.

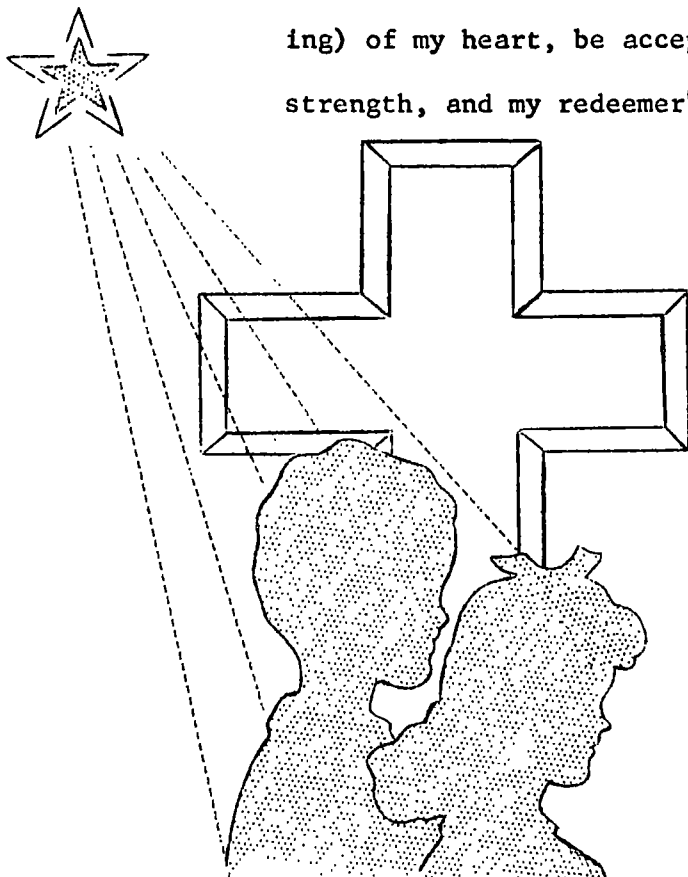
D. ANGRY LIPS (Color lips bright red.)

Do you have a temper? Do your lips say words that you are sorry for after you have said them? We can ask Jesus to forgive us, but it's much better not to say them at all. The Bible tells us not to be "angry" (Ecclesiastes 7:9).

E. RIGHTEOUS LIPS (These lips are white outlined in black.)

These lips are clean and white. They love to tell others about Jesus and they pray each day that He will help them live for Him. Print the following Scripture on the blackboard and have all the children repeat it:

"Let the words of my mouth, and the meditation (thinking) of my heart, be acceptable in thy sight, O Lord, my strength, and my redeemer" (Psalm 19:14).



JOHNNY TELLS
HIS FRIENDS ABOUT
JESUS AND THEY
COME TO KNOW HIM TOO.

3. ALLEGIANCE TO THE CROSS FAITHFULNESS RECORD: Give each child stamp #3 to place on his faithfulness record during the class session.



CHURCH CORRELATION

Sunday morning service. Suggestive thoughts:

ALL CONDITIONS ARE...GO!

1. "All conditions are...GO" is the electrifying theme which NASA has used in connection with the launching of astronauts into space.
2. The word "go" appears no less than 252 times in the 27 books of the New Testament. The past tense of "go," went, appears 349 times.
3. With Jesus Christ, all conditions were...GO!


The greatest sentence-biography ever written described Him perfectly: "He went about doing good." So it is not to be wondered at that He so frequently used the word "Go." "Go work." "Go seek." "Go quickly." "Go tell." All conditions were...GO!

4. The twelve disciples were commissioned, "Go, to the lost sheep of the House of Israel." "GO" has always been an important part of the GOSpel. Merely hyphenate the word, adding another letter, and it seems to automatically flow, "Go-spell out redemption to all people."

The Double Cure

Romans 8:11 "But if the Spirit of him that raised up Christ from the dead dwell in you, he that raised up Christ from the dead shall also quicken your mortal bodies by his Spirit that dwelleth in you."

I Peter 2:24 "Who his own self bare our sins in his own body on the tree, that we, being dead to sins, should live unto righteousness: by whose stripes we are healed."



ALL TO WORSHIP - (Time, 10 minutes)

1. PRELUDE: Lighted cross and worshipful music on the theme of the cross.
2. MUSIC: (8 minutes)
"Only Trust Him"
"By His Stripes"
"Lord, I Believe"
"Jesus Is Passing This Way"
3. PRAYER: (2 minutes)



CHALLENGE OF THE CROSS - (Time, 10 minutes)

1. PREPARATION: Fasten a two inch strip of cardboard to a red crepe paper streamer and print the words "Double Cure" on it. Attach the streamer to the left of the cross next to the "Discipleship" streamer. Cut letters from construction paper to spell "SIN" and "SICKNESS."
2. PRESENTATION: Scripture - Mark 2:1-12

"And again he entered into Capernaum after some days; and it was noised that he was in the

house.

"And straightway many were gathered together, insomuch that there was no room to receive them, no, not so much as about the door: and he preached the word unto them.

"And they come unto him, bringing one sick of the palsy, which was borne of four.

"And when they could not come nigh unto him for the press, they uncovered the roof where he was: and when they had broken it up, they let down the bed wherein the sick of the palsy lay.

"When Jesus saw their faith, he said unto the sick of the palsy, Son, thy sins be forgiven thee.

"But there were certain of the scribes sitting there, and reasoning in their hearts,

"Why doth this man thus speak blasphemies? Who can forgive sins but God only?

"And immediately when Jesus perceived in his spirit that they so reasoned within themselves, he said unto them, why reason ye these things in your hearts?

"Whether is it easier to say to the sick of the palsy, Thy sins be forgiven thee; or to say, Arise, and take up thy bed, and walk?

"But that ye may know that the Son of man hath power on earth to forgive sins, (he saith to the sick of the palsy,)

"I say unto thee, Arise, and take up thy bed, and go thy way into thine house.

"And immediately he arose, took up the bed, and went forth before them all; insomuch that they were all amazed, and glorified God, saying, We never saw it on this fashion."

I. THE PALSIED MAN WAS THE VICTIM OF THE DOUBLE CURSE

- A. He was a SINNER. As such, he was living under the curse and domination of sin. (Put the letters spelling SIN on the cross-bar of the cross.)
 1. His soul was ravaged and diseased by sin.
 2. Forgiveness was his greatest need.
 3. As a great specialist who specializes in the difficult diagnosis of a hidden disease, Jesus took one look at this man and put his finger on his chief need, "Son, thy sins be forgiven thee." At all times, Jesus Christ unerringly put **FIRST THINGS FIRST!**
- B. The palsied man was desperately and hopelessly sick. (Put the letters spelling SICKNESS on the upright-bar of the cross so that both words use the same letter "I.")
 1. The scribes questioned the right of Jesus to "forgive," but seemed to readily accept miracles of healing. Today we question the miracles of healing, but accept His right to forgive our sins.
 2. The healing verified that Jesus had power to forgive sin (vs. 10).

II. THE CROSS OFFERS THE DOUBLE CURE FOR THE DOUBLE CURSE

- A. The cure for sin - the shed blood of Jesus Christ, I Peter 1:18-19.
- B. The cure for sickness - the stripes laid upon His back, I Peter 2:24.
 1. Jesus not only bore our sin, but He also "bore" our sicknesses, Matthew 8:17.
 2. James 5:14 gives the Divine pattern for those who would seek healing today:
 - a. "Let him call for the elders of the church."
 - b. "Let them pray over him."
 - c. "Anointing him with oil in the name of the Lord."
 - d. "The prayer of faith shall save the sick."
 - e. "The Lord shall raise him up."

(Unroll the streamer with the words "Double Cure" on it and fasten the end to the floor three feet in front of the cross.)

If time permits, have two or three persons who have been healed recently give a short testimony. It would be advisable to select these persons in advance and give them a time allowance. Close by singing "Reach Out And Touch The Lord," or "Jesus Is Passing This Way."



CHILDREN'S ADAPTATION - (Time, 10 minutes)

THEME - JOHNNY DISCOVERS THE GREAT DOCTOR

1. **PREPARATION:** Make an oriental house as follows:
Secure a cardboard box of the desired size. Enlarge pattern #5 to fit the proportions of the box. Cut door and window. Make stairs by folding a strip of cardboard and sewing it to one side of the box. Cut a rectangular piece from the roof. This piece can be held in place with scotch tape until it needs to be removed for the lowering of the palsied man through the roof. Prepare the bed and tie strings to the four corners (pattern #6). The well man (pattern #7) will be placed outside the house after he is healed.

The house may be covered in one of the two following ways:

1. Cover the box with glue and sprinkle with sand. When dry, paint with white calcimine.
 2. Cover the box with tan wrapping paper.
2. **PRESENTATION:** (Stand "Johnny" up so that he can watch the visual illustration of the story.)

JESUS HEALS A SICK MAN

Show the children the house. Tell them that the house is like the ones the people lived in when Jesus was on earth. Point out the various features--the flat roof, stairs leading to the roof and the shape of the house, etc.

Story

Our story today is about a man who was very sick. He was so sick that he couldn't walk or move. He lay all day on his mat on the floor. (Place a small piece of blanket, approximately the size of the sick man, on the floor.)

One day Jesus came to the sick man's town. Four of his friends decided that they would carry the sick man to Jesus and ask Him to heal their friend. Each of the friends took a corner of the sick man's bed-mat and gently carried the man to the house where Jesus was teaching. The house was full of people. People were looking in the windows and standing on the outside. The four friends carried their sick friend up to the door of the house. "We have brought a sick man to see Jesus," they said. "Please let us go inside so we may ask Jesus to make our friend well." But everyone was so eager to see and hear Jesus, that they only crowded closer.

Finally the friends said, "Let's carry the sick man up the outside steps to the flat roof." When they got to the roof, they cut a hole large enough so they could hold the ropes and lower the sick man into the room where Jesus was. Can you imagine how surprised the people were, when they looked up and saw the man being lowered through the roof like this? (Ask for children to help in lowering the cot through the roof into the room.)

Jesus looked at the sick man and saw that he was not only sick, but a sinner too! He said, "Son, thy sins be forgiven thee." It's better to have Jesus in our hearts than to be WELL! Jesus not only FORGAVE the sick man, but He HEALED him too. He told him, "Arise, and take up thy bed and walk." Quickly the sick man got up. He rolled up his bed and put it over his shoulder. He could walk! He could jump and run! He was healed! (Put the well man on the outside of the house.)

We can be healed too whenever we are sick. The Bible says we should "pray one for another." Ask the children, "How many of you have been healed in answer to prayer?" If time permits, let them tell about their healings.

Close by praying for all the children who are sick in the hospital as well as those who were absent from Sunday school today because of sickness.

3. ALLEGIANCE TO THE CROSS FAITHFULNESS RECORD: Give each child stamp #4 to place on his faithfulness record during the class session.)



CHURCH CORRELATION

Sunday morning service. Suggestive thoughts:

A sermon on the "Double Cure for the Double Curse" would help immeasurably in emphasizing the importance of divine healing as a point of our Foursquare faith. But there is no better way to teach healing than to EXPERIENCE HEALING. We suggest, therefore, that prayer for the sick be offered during the Sunday morning period. Many a person has found the Lord as his Savior in the process of seeking for healing as in the case of the palsied man.

The Great Commission

I John 2:2 "And he is the propitiation for our sins: and not for our's only, but for the sins of the whole world."



ALL TO WORSHIP - (Time, 10 minutes)

1. **PRELUDE:** Lighted cross and worshipful music on the theme of the cross.
2. **MUSIC:** (8 minutes)

"Rescue The Perishing"

"Wonderful Story Of Love"

"Saved To Tell Others"

"What The World Needs Is Jesus"
3. **PRAYER:** (2 minutes)



CHALLENGE OF THE CROSS - (Time, 10 minutes)

1. **PREPARATION:** Print the words "Great Commission" on a two inch strip of cardboard and fasten it to a red crepe paper streamer. Attach the streamer to the right of the cross next to the "Confession" streamer. Prepare a chain of links cut from black construction paper. (Cut links 1" x 10" and paste together.) The chain should be long enough to wrap around a teenage young person. Prepare a "cross key" as per pattern #8.
2. **PRESENTATION:** Scripture - Romans 6:6-10

"Knowing this, that our old man is crucified with him, that the body of sin might be destroyed, that henceforth we should not serve sin.

"For he that is dead is freed from sin.

"Now if we be dead with Christ, we believe that we shall also live with him:

"Knowing that Christ, being raised from the dead dieth no more; death hath no more dominion over him.

"For in that he died, he died unto sin once: but in that he liveth, he liveth unto God."

John 8:36

"If the Son therefore shall make you free, ye shall be free indeed."

Mark 13:10

"And the gospel must first be published among all nations."

I. THE CROSS REACHES IN ALL DIRECTIONS

- A. North, south, east and west...including all nations, tribes and people (I John 2:2).
- B. Sin is the same all over the world. It may wear a different garment in Bangkok than in New York City, but essentially and fundamentally IT IS THE SAME.
- C. The cleansing for sin is the same...the BLOOD OF JESUS CHRIST!

II. THE CROSS WILL FREE THOSE IN BONDAGE

(Dress the teenage young person as a native of a foreign land and wrap the chain links around him so he appears to be bound. Write on different links the following words: witchcraft, idolatry, sickness, demonism, ritual, hunger, custom, superstition, fear, unreached.)

- A. Use the "cross key" and break the chains that bind the native. Read the words on the chains that have bound him.
- B. Sing the chorus, "Free, Free, Free."

III. IT IS OUR RESPONSIBILITY TO "PUBLISH" THE GOSPEL AMONG ALL NATIONS

During April we endeavored to "publish" the Gospel by means of tracts. This month we are stressing the importance of getting the Bible or portions of the Bible into the hands of those in foreign lands. In order to do this effectively it will take:

- A. Prayer
- B. The printed Word
- C. People to distribute the printed Word
- D. Finances

Will you give that someone else may READ and BELIEVE? Let's SHARE THE WORD WITH A LOST WORLD.

According to the American Bible Society Publication Record, 350 million adults will learn to read in the next five years or an average of 70 million a year. At the present time the combined distribution of all Bible Societies number only 50 million copies per year. This includes portions of the Bible such as the Gospels and the New Testament. Remember, it is our responsibility to PUBLISH THE GOSPEL AMONG ALL NATIONS or "Til The Whole World Knows."

(Unroll the streamer with the words "Great Commission" printed on it and fasten the end to the floor three feet in front of the cross.)

Sing "Til The Whole World Knows" and receive the missionary offering.



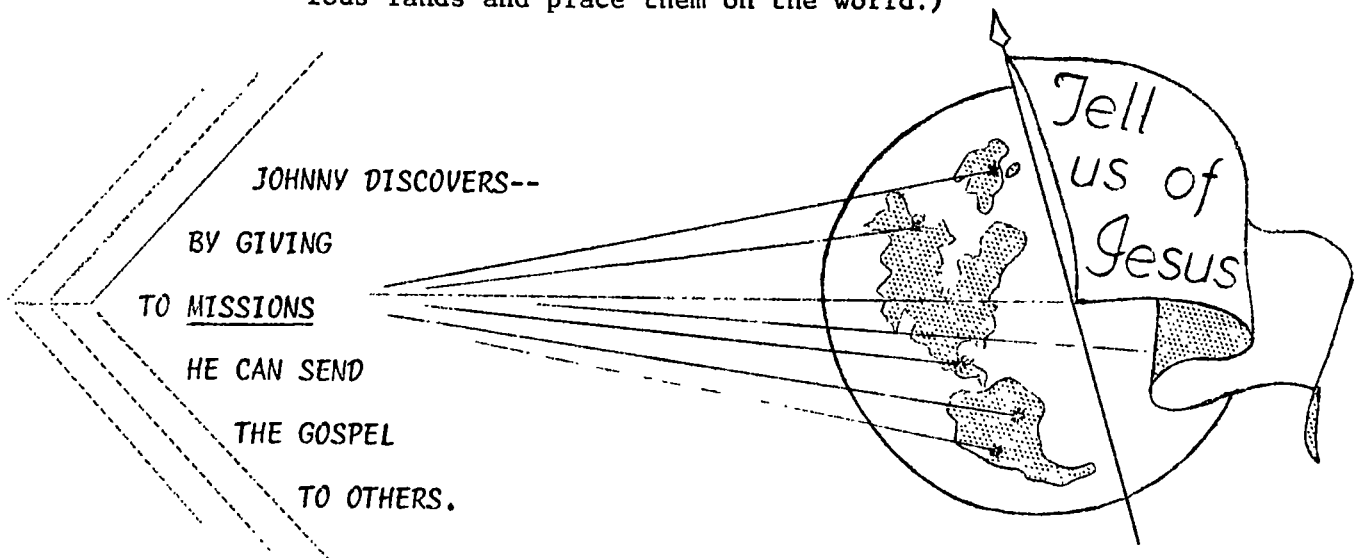
CHILDREN'S ADAPTATION - (Time, 10 minutes)

THEME - JOHNNY GIVES TO MISSIONS

1. PREPARATION: Prepare a large world by enlarging pattern #9 and hang it in the center of the cross. Make the letters spelling SIN and place them across the center of the world. The letters should be as large as possible. Use plasti-tak to place masking tape (sticky side out) around the circumference of the world.
2. PRESENTATION: (Place a "Set Men Free" booklet in "Johnny's" hand during the presentation.)

I. THE WORLD NEEDS JESUS (Place the world on the cross.)

- A. We can go to Sunday school every week and hear about Jesus, but there are boys and girls all over the world who have never heard who Jesus is. (As you enlarge upon this, it will be much more effective if you are able to find pictures of children in various lands and place them on the world.)



- B. These children would like to go to Sunday school and if they had a Bible they would be very happy to read it.

II. JOHNNY SAYS, "WHAT CAN I DO TO HELP THEM?"

- A. (Place a red letter "I" over the black one on the world.)
I can PRAY FOR THEM EVERY DAY.
- B. (Place a red letter "S" over the black one on the world.)
I can SEND MONEY TO HELP THE MISSIONARIES.
- C. (Place a red letter "N" over the black one on the world.)
I can LOVE MY NEIGHBORS ALL OVER THE WORLD.

Each one of the above points may be enlarged upon at the leader's discretion.

To receive the missionary offering, have the children march by the cross and give their offering which will be placed on the masking tape, endeavoring to encircle the globe with the money received.

3. ALLEGIANCE TO THE CROSS FAITHFULNESS RECORD; During the class session, give each child stamp #5 to place on his faithfulness record.

SET MEN FREE BOOKLET

Give each person a Bible stamp to be placed in the booklet. This missionary service is to be used in place of the one for May in the Sunday School Missionary Manual. It correlates the two programs, Allegiance To The Cross and Set Men Free.




CHURCH CORRELATION

Sunday morning service.

Use the additional material in the Sunday school missionary manual to promote missions if you wish to completely correlate with the Allegiance to the Cross theme each day.

The Power Of God

I Corinthians 1:18 "For the preaching of the cross is to them that perish foolishness: but unto us which are saved it is the power of God."



ALL TO WORSHIP - (Time, 10 minutes)

1. PRELUDE: Lighted cross and worshipful music on the theme of the cross.

2. MUSIC: (8 minutes)

"Deeper, Deeper"

"Pentecostal Power"

"Spirit Of The Living God"

"Let It Breathe On Me"

3. PRAYER: (2 minutes)



CHALLENGE OF THE CROSS - (Time, 10 minutes)

1. PREPARATION: Fasten a two inch strip of cardboard with the words "Power of God" printed on it to a red crepe paper streamer. Attach the streamer to the left of the cross next to the "Double Cure" streamer.

2. PRESENTATION: Scripture - Acts 2:1-4.

"And when the day of Pentecost was fully come, they were all with one accord in one place.

"And suddenly there came a sound from heaven as of a rushing mighty wind, and it filled all the house where they were sitting.

"And there appeared unto them cloven tongues like as of fire, and it sat upon each of them.

"And they were all filled with the Holy Ghost, and began to speak with other tongues, as the Spirit gave them utterance."

I. THE DYNAMITE OF THE HOLY SPIRIT

The Greek word for "power" as found in Acts 1:5 and in Luke 24:49 is "DUNAMIS." The English word which we derive from the Greek "Dunamis" is DYNAMITE! In its original interpretation this word "DUNAMIS" means:

1. Inherent power
2. Power possessed
3. Capability

The ineffective, frustrated disciples were to be made CAPABLE of all things by the "Dunamis" or DYNAMITE OF THE HOLY GHOST.

II. THE RADIANCE OF THE CROSS IS REVEALED IN PENTECOST'S TONGUES OF FIRE

The disciples in the upper room were given:

- A. The "Dunamis" of EFFECTIVE UTTERANCE, verse 4.
- B. The "Dunamis" of BOLDNESS, Acts 4:13.
- C. The "Dunamis" of the Spirit-FILLED LIFE, Galatians 5:22-26.


III. THE POWER OF GOD REVEALED IN YOU!

The power of God is revealed in great triumph in:

- A. Calvary - I Corinthians 1:18.
- B. Resurrection - Philippians 3:10.
- C. Pentecost - Acts 2:4.

(Unroll the streamer with the words "The Power of God" on it and fasten to the floor approximately three feet in front of the cross.)

Close this part of the worship service by singing, "Filled With God."



CHILDREN'S ADAPTATION - (Time, 10 minutes)

THEME - JOHNNY LEARNS ABOUT THE HOLY SPIRIT

1. PREPARATION: Blackboard talk - Draw a large heart on the board using bright red chalk. Print the word POWER in the upper portion of the heart allowing room to write perpendicular words under each

letter of the word POWER. "Johnny" will participate in the illustration.

2. PRESENTATION: (Place "Johnny" in a position of attention as you begin the blackboard talk.)

I. THE POWER OF THE HOLY SPIRIT

- A. After we have given our hearts to Jesus and have asked Him to forgive us, HE LIVES IN OUR HEARTS. That's SALVATION.
- B. But God knows it's hard for us to always live like Jesus and so He gives us the HOLY SPIRIT to help us.
- C. The Holy Spirit gives us POWER to live for Jesus. (Define the word "power" to very small children as "God's help.")

II. HOW WILL GOD'S POWER HELP US?

(Write the follow acrostic perpendicularly under the letters of the word "power.")

- A. PRAY. The Holy Spirit gives us power or helps us pray. What should we pray about? Let the children answer this question. (Bow "Johnny's" head in prayer.)
- B. OBEY. (Obey means to do what we are told to do.) God gives us the Holy Spirit to HELP US obey. The Bible says, "Children, obey your parents..." (Ephesians 6:1).
- C. WORK. Every boy and girl should work for Jesus. We can tell our friends about Jesus and ask them to come to Sunday school with us.

(Let the children solve this problem--WOULD THIS BE WORKING FOR JESUS?)

Mrs. Brown lived next door to "Johnny." She was crippled (couldn't walk on her legs). She had no one to go to the store for her food or to mow her lawn. She wished someone would help her, but everyone seemed to be too busy with other things. "Johnny," she knew, liked to play ball with his friends after school.

Would helping Mrs. Brown be "working for Jesus?" What would you do?

- D. EXAMPLE. (Be like Jesus.) Have you ever heard someone say, "Johnny" goes to Sunday school, but I saw him take a banana in the grocery store when no one was looking. Is this living like Jesus? We can all say "NO" to that question. But what if I were to ask you this question: "Johnny" was given a nickel to put in the Sunday school offering, but he kept it instead to spend on candy--did he steal?
- E. RESIST. (Resist means - not to do.) Sometimes it's hard to resist doing something wrong. God gives us the Holy Spirit to help us say "no."

III. RECEIVING THE POWER OF THE HOLY SPIRIT

Read Acts 2:1-4. Explain to the children who are old enough to understand it what our church teaches and believes about the Baptism in the Holy Spirit according to Acts 2:4.

In closing sing, "Preach The Foursquare Gospel."

3. ALLEGIANCE TO THE CROSS FAITHFULNESS RECORD: During the class session, give each child stamp #6 to place on his faithfulness record.

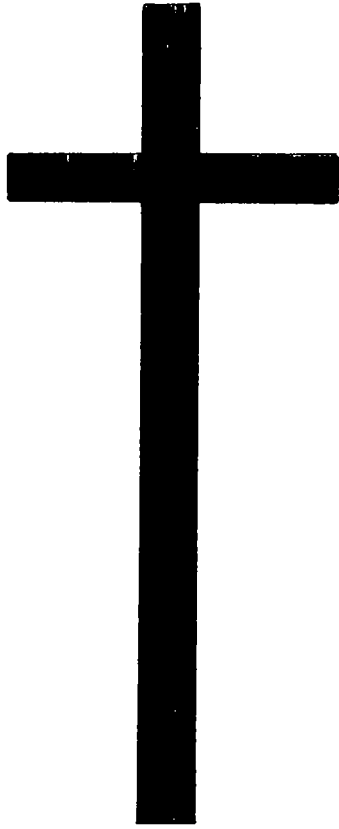


CHURCH CORRELATION

Sunday morning service. Suggestive sermon thoughts:

THE PATTERN OF PENTECOST

1. They prayed according to God's plan (Acts 1:14; Luke 24:49).
2. They paused for God's power (Acts 2:1-4).
3. They proceeded with God's proclamation (Acts 2:14-36).
4. They progressed in God's program (Acts 2:41,47; 4:4; 5:14; 6:7).



IDEAS...


FIFTEEN IDEAS FOR SUCCESS

1. When Shall We Pray? Prepare a poster or a bulletin board depicting the different occasions when we should pray. This will be very helpful in causing children to understand the frequency and necessity of prayer. Cut the following from magazines and periodicals and arrange them attractively:
 - a. A sun rising in the morning.
 - b. Bible.
 - c. Food or people sitting at the table eating.
 - d. Bed.
 - e. Ball and bat or children playing a game.
 - f. Church.

Print the words "PRAY WITHOUT CEASING," (I Thessalonians 5:17) at the bottom of the poster or bulletin board.

2. Penny Letter. Use the following clever idea to boost your missionary offering on either the 12th of April or the 10th of May:

Paste penny here



BRING ME BACK TO SUNDAY SCHOOL
NEXT SUNDAY--IT'S GREAT COMMISSION DAY
AT THE FOURSQUARE SUNDAY SCHOOL

OUR MISSIONARY GOAL IS

\$500.00

ADD 99¢ WITH THE PENNY, IF POSSIBLE, FOR YOUR
GREAT COMMISSION MISSIONARY OFFERING!

_____ PASTOR

Don't Spend Me! (written on the left side)

Don't Lose Me! (written on the right side)

3. Perfect Attendance Awards. A small gold cross will make an excellent award for perfect attendance. These can be secured from the average bookstore at a nominal figure. They are available on a chain for girls and the buttonhole type for boys. The luminous cross that can be seen in the dark would also make a good award for perfect attendance.

4. Bell Ringing Program. The purpose of the "Bell Ringing Program" is to wake the sleepy heads during the "Allegiance to the Cross" emphasis from Easter to Pentecost. Twenty-four people will be selected to work for the Lord at 8:00 each Sunday morning. They will call prospects and members of the Sunday school, letting the phone ring twice before hanging up. All those who are to be called should be notified by mail of the campaign so they will be expecting the "two-rings." No one will be able to go back to sleep after the phone rings because the members of the phone committee will join in prayer at the conclusion of their telephone calls. They will be praying that every person called will be in Sunday school!

5. Gold Button Covenant Card. One church used this idea successfully during a spiritual emphasis drive:

GOLD BUTTON COVENANT CARD

I wish to affirm my ALLEGIANCE TO THE CROSS of Jesus Christ by doing my utmost to be present each Sunday in Sunday school and church during the period from Easter to Pentecost (Mar. 29 - May 17). I will wear the 100% Gold Button as a reminder to myself and others with whom I come in contact, that CHURCH ATTENDANCE is VITAL to spiritual growth. If I am absent from Sunday school or the Sunday services without a valid reason, I shall no longer wear this button.

Signed _____

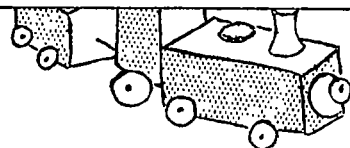
100% buttons may be ordered from David C. Cook Publishing Co., Elgin, Illinois, at a cost of \$2.00 per 100. These are finished in different colors.

6. Mother's Day Acrostic.

Mary
Dorcas
RuTh
Hannah
RachEl
SaRah

7. Family Week Program. National Family Week will be observed this year from May 3 to May 10. One church suggests the following program to honor family week:

to scrape wax from any part of the milk carton to which glue will



be applied. Also coat waxy surfaces with clear shellac so that paint will adhere. Mark off doors and windows on the cars. Make a car for each child enrolled in your class. Uncouple and sidetrack the car when a child is not present. For added interest award faithfulness by placing some small treat on the cars. Of course, only those present can claim the "baggage." Children will enjoy singing "The Gospel Train" (Salvation Songs for Children - No. 2).

10. Man's History in Four Letters. Use the four letters "V" "E" "L" and "I" for a SCRABBLE treatment of man's history in the eyes of God. Cut the four letters out of construction paper and use a dark flannelboard for background. The letters should be quite large so that they are easily seen from a distance.

- L-I-V-E Man was created in God's image by the breath of life. (Genesis 2:7)
- E-V-I-L Man's fall into sin - "evil" is the exact opposite of "live" even as sin is the exact opposite of life. (Genesis 3:22,23)
- V-I-L-E Man became so evil that God destroyed the human race and began anew with eight souls. (Genesis 6:5,6)
- V-E-I-L Noah, Abraham, prophets, etc. lived outside the "veil;" they could only faintly see the end of God's plan--but now the veil has been rent in twain at the Crucifixion of Jesus and His Resurrection. (Hebrews 9:2,3; 11:13).
- L-I-V-E Man is made perfect once more even as he was born in Eden; he is "born again of water and spirit"--he is an heir of eternal life. (John 3:16)

11. "B" In Sunday School. Make a sufficient number of "B" tags in bright colors. Give them to the children on the Sunday preceding with the instructions to write their names on the last line inside, and give one to anyone who will promise to attend the Sunday school. Visitors would wear the tags.

B in
Sunday
School

church

address

time

My Name is

My Address is

Invited by

Cut each visitor's tag on the fold, leaving the front part for him to wear. Be sure the back part is filled in. Hang up a ribbon for each child who brings visitors, and paste on the "B's" with his name on them. See who can get the longest string of "B's."

If the visitor does not wear his tag, provide another, being sure to fill in all blank spaces.

12. How to Be Up and Up.

Line	UP	Members
Set	UP	Goals
Stir	UP	Officers
Pep	UP	Workers
Fire	UP	Energy
Check	UP	Absentees
Call	UP	Prospects
Fill	UP	Classes
Plug	UP	Leaks
Jack	UP	Laggards
Think	UP	Ideas
Keep	UP	Interest
Pray	UP	Always
Look	UP	Daily
Wake	UP	Everybody
Get	UP	Early

13. A Soapy-But-Clean Announcement. Select 13 of your ladies for this announcement. Have them hold the indicated soap box behind them until the word is mentioned and hold it in front for the remainder of the announcement:

"DUZ" you just "DREFT" along with the "TIDE" of unconcern? "VEL," now is the time to "CHEER" up. If you want real "JOY," the "TREND" is for "ALL" our Sunday school members to "BREEZE" right into Sunday school. Hear our "SOS." Don't let us have to "DIAL" you this week to have you on hand for Sunday school. Let's "ALL" pull together like a "20 MULE TEAM."

14. The Father of Success IS WORK. Use this idea as a "pantomime." Dress up the whole family and have them come in as the following is read bearing a sign of identification:

In an old Bible in the book of James, which speaks much about the WORKS of a Christian, was found the following lengthy note: "The father of success is WORK. The mother of success is AMBITION. The oldest son is COMMON SENSE. Some of the other boys are PERSEVERANCE, HONESTY, THOROUGHNESS, FORESIGHT and COOPERATION. The oldest daughter is CHARACTER.

Some of her sisters are CHEERFULNESS, LOYALTY, COURTESY, CARE, ECONOMY, SINCERITY and HARMONY. The baby is OPPORTUNITY. Get well enough acquainted with the "old man WORK and you will be able to get along with all the rest of the family." This note was in connection with James 2:20, "...faith without WORKS is dead."

15. Wordless Book. Make a wordless book using five sheets of construction paper of the following colors and order: green, black, red, white, gold. Hold the sheets together using scotch tape in a long row. Now fold like an accordion in the order designated. Tell the following story of salvation:

GREEN - Stands for the Christian life God wants us to live - II Peter 3:18

BLACK - Stands for the way our lives are before we accept Jesus as Savior -
Romans 3:23

RED - Stands for the blood Jesus shed on the cross to wash our sins away -
I John 1:7

WHITE - Stands for our hearts washed clean by the shed blood of Jesus -
Isaiah 1:18

GOLD - Stands for HEAVEN. God made heaven for us (John 14:1-3) and now that our hearts are clean, we know that we'll see Jesus some day in Heaven.

16. Faithfulness materials.

.....POSTER - The "Allegiance to the Cross" posters are very attractive and you will want to post them liberally on the inside as well as the outside of your church. They will let your community know that something worthwhile is going on in your Sunday school.

.....VISUAL AID - The "Johnny" visual is very different and represents an innovation in the usual illustrative material which has been offered in past programming. "Johnny" is three and a half feet tall and is jointed. This permits participation on his part.

.....FAITHFULNESS RECORD - Each student in the Sunday school should be supplied with one of these records to encourage perfect attendance every Sunday from Easter to Pentecost. Six stamps are provided with the record. The student will receive the stamp to place on his record if he is present on the Sunday indicated.

.....AWARD CARD - The Faithfulness Award cards have had wide usage on the part of our Sunday schools each year. They are to be presented at the conclusion of the program to all those who have not been absent one Sunday in the "Allegiance to the Cross" program.

NOTES FROM THE CROSS

A gentle reminder each week will be a stimulus to your members to be faithful in attendance from Easter to Pentecost. The following short letters are numbered in the sequence in which they should be used. Follow the Leader's Check List for the mailing schedule. Personalize the notes to fit the need of your particular school.

(Letter #1) "I'LL CHERISH THE OLD RUGGED CROSS"

These words from the favorite old hymn express our feelings in regard to the Annual Spiritual Emphasis Program which begins next Sunday, April 5 at 9:30 a.m. in the Foursquare Sunday School. Our theme this year is "Allegiance To The Cross." You can demonstrate your allegiance by attending each week. In this way you can cast your vote for the principles of Christianity and freedom. Can you say, "I pledge allegiance to the cross" with firm conviction? Your conviction will be shown by your faithful attendance during "Easter To Pentecost--Mar. 29 - May 17." May God bless you as you establish your loyalty to Him.

(Letter #2) "THERE'S ROOM AT THE CROSS FOR YOU"

"There's Room At The Cross For You" aptly describes the dimensions of God's love. His love is so high that it reaches the one at the top of the social ladder, so low that it reaches the down-and-outer and so wide that it encompasses the whole world. You are invited to find your place with us at the foot of the cross. Sunday school begins at 9:30 a.m. and you will enjoy the fine fellowship. There is room at the cross for YOU.

(Letter #3)

"THE CONSECRATED CROSS I'LL BEAR"

Jesus said, "If any man will come after me let him deny himself, take up his cross daily and follow me." Are you one of Christ's disciples, following Him in self denial and cross-bearing? Your attendance in Sunday school next Sunday will show everyone that you have accepted the challenge of discipleship. In Sunday school we learn to follow in the footsteps of our Lord. How wonderful to know that wherever the path may lead, he charted the way before us. What joy to follow the Savior every day.

(Letter #4)

"NEATH THE BANNER OF THE CROSS"

You are invited to rally with us "Neath The Banner Of The Cross." Join the army of Christians each week who attend Sunday school. Enlist your whole family in the army of the Christ of the cross. Each family member can have his part in the battle against sin, delinquency and lawlessness. The Sunday school has the answer to these ever-increasing problems. Make Sunday school a family affair. Don't send your family to Sunday school--bring them! Take advantage of our Foursquare "learning level" Bible lessons for the entire family. See you all at 9:30 a.m. Sunday! "That if thou shalt confess with thy mouth the Lord Jesus, and shalt believe in thine heart that God hath raised him from the dead thou shalt be saved" (Romans 10:9).

(Letter #5)

"BY HIS STRIPES WE ARE HEALED"

Have you considered the benefit of Calvary? Perhaps you have thought of the cross as only a fire escape from hell? This week in your Sunday school we will discuss the multitudinous benefits of Christ's sacrifice. We will study God's double cure--salvation and healing--for the double curse--sin and sickness. Read I Peter 2:24, Psalm 103:3 to help prepare your heart and mind for this Sunday's spiritual emphasis. See you at 9:30 a.m. Bring your Bible and the whole family.

(Letter #6)


"TIL THE WHOLE WORLD KNOWS"

"Why should anyone hear the Gospel twice until everyone has heard it once?" Missionary Sunday is a time of challenge to obey our Lord's great commission and go with the message of the cross. How burning is your passion for lost souls? Are you concerned for those who are bound with chains of sin? What are you doing to set men free? Come to Sunday school next week and learn what you can do to unshackle the world's millions. The cross and the great commission are sure to challenge your heart.

(Letter #7)

"KING OF MY LIFE I CROWN THEE NOW"

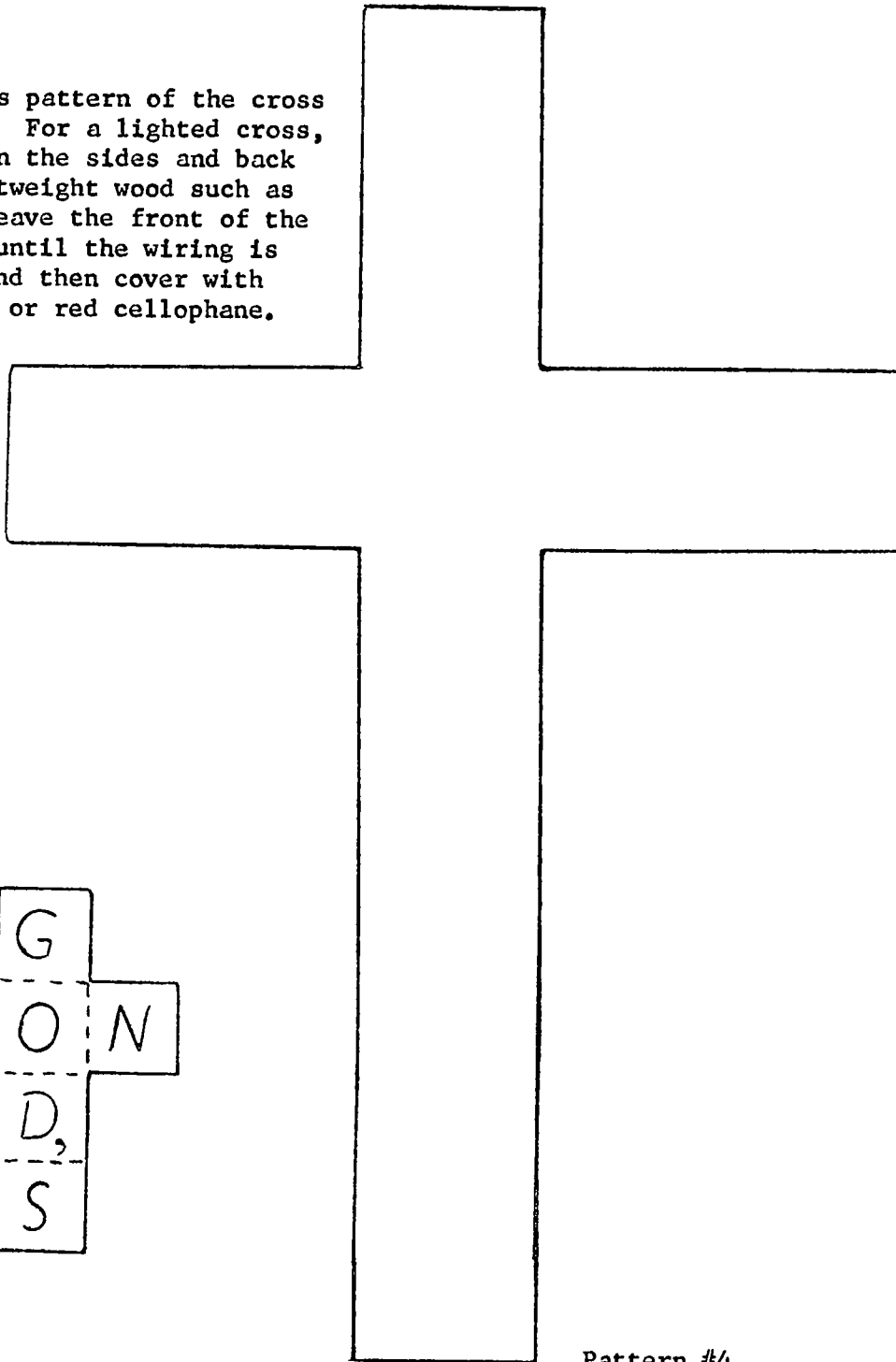
The preaching of the cross is God's most powerful message. Through the Gospel (good news) lives are transformed and enriched. How wonderful it is that our Savior sent the Holy Spirit to live within us so that we might be effective witnesses. It is important for us to receive the power of the Holy Spirit--we need power to work for Christ. Our Lord has said, "But ye shall receive power after that the Holy Ghost is come upon you and ye shall be witnesses unto me..." (Acts 1:8). Come to the Foursquare Sunday School this week and find out how you can receive this power. 9:30 a.m. sharp is the hour for power--see you then!



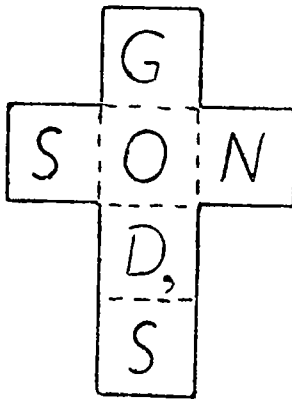
PATTERNS...

Pattern #1


Enlarge this pattern of the cross as desired. For a lighted cross, box it in on the sides and back with a lightweight wood such as plywood. Leave the front of the cross open until the wiring is completed and then cover with crepe paper or red cellophane.



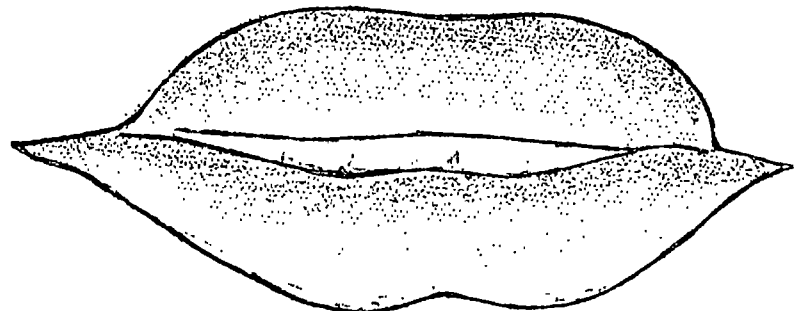
Pattern #2



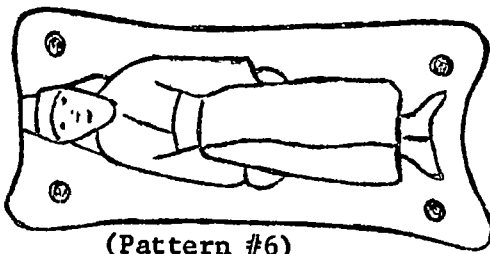
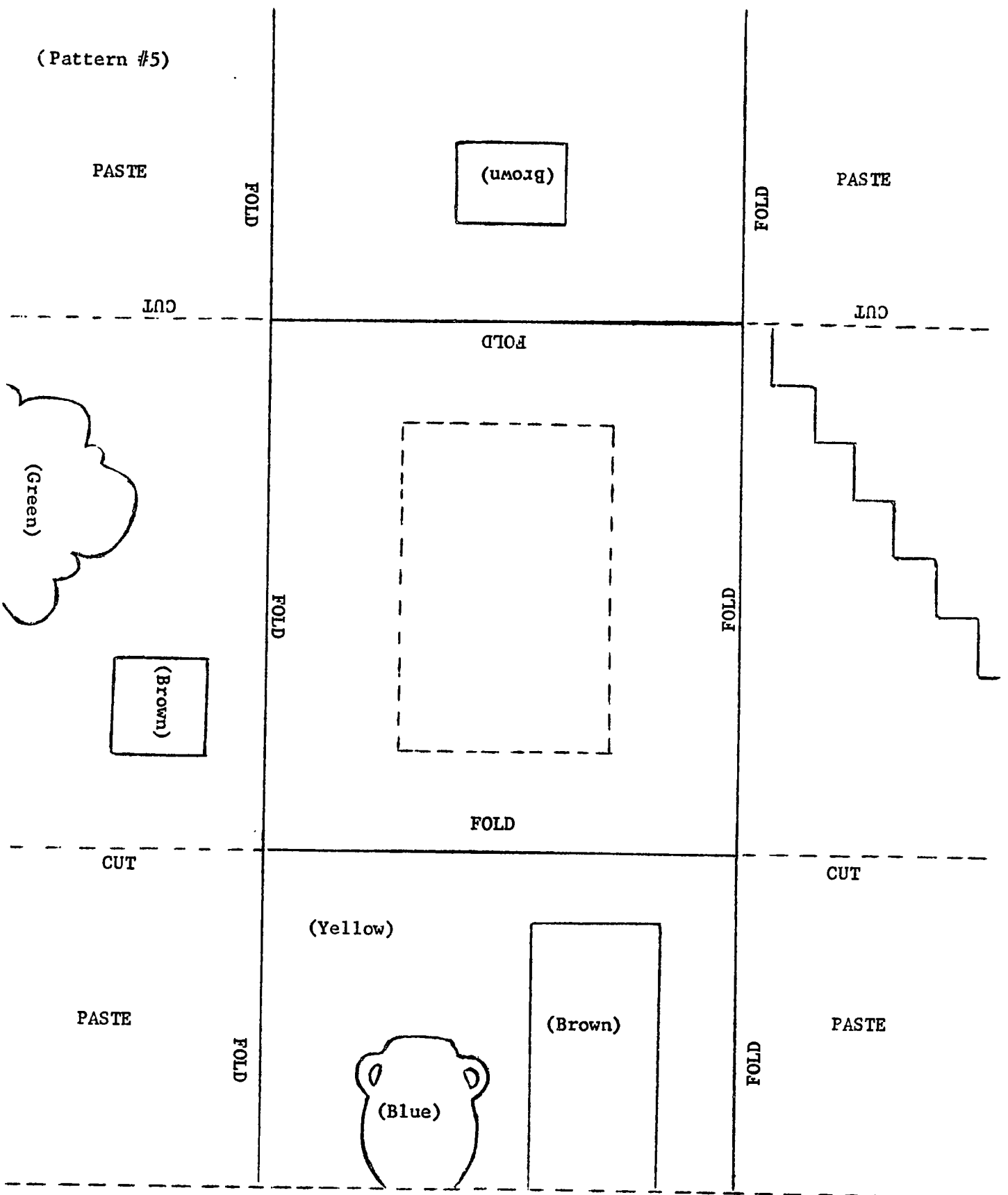
Pattern #3



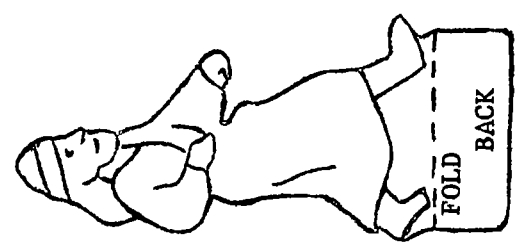
Pattern #4



(Pattern #5)




(Pattern #6)

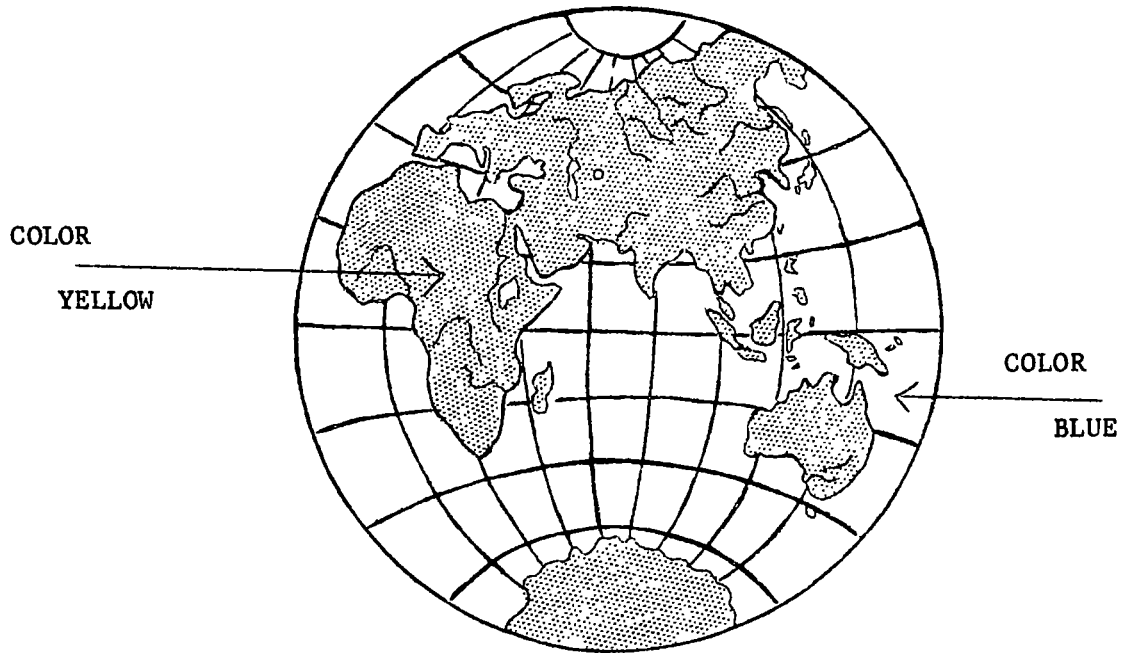


(Pattern #7)

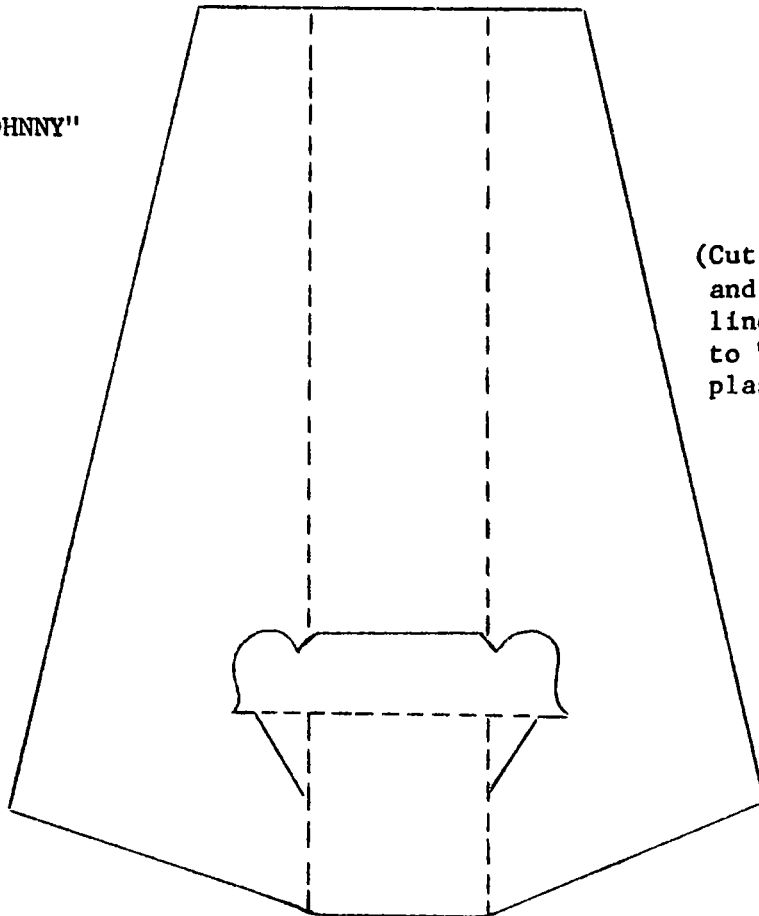
Pattern #8



Pattern #9



PROP FOR "JOHNNY"



(Cut on solid lines
and fold on dotted
lines. Affix the prop
to "Johnny's back with
plasti-tak.)